

Inquiry  Order

Customer number: \_\_\_\_\_

Company stamp / address:

Contact person: \_\_\_\_\_

Telephone: \_\_\_\_\_

Quotation No.: \_\_\_\_\_

Commission: \_\_\_\_\_

All glass system

Framed aluminium system

Framed aluminium system with rungs\*



Number of rungs: \_\_\_\_\_ pieces

Number of systems: \_\_\_\_\_ Corner angles 90°: \_\_\_\_\_ pieces Number of panels: \_\_\_\_\_

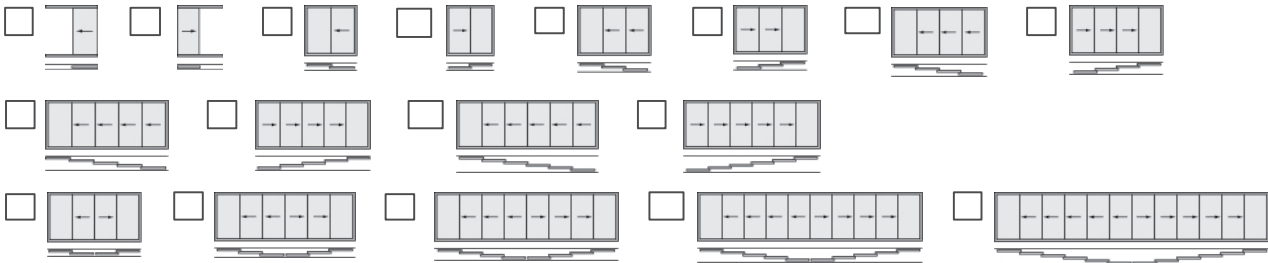
Dimensions: Width: \_\_\_\_\_ (total unfolding) Height: \_\_\_\_\_ (incl. possible floor recession)

Colour:  RAL \_\_\_\_\_  E6-EV1  DB703  DB703FS  Special colour: \_\_\_\_\_

Pre anodizing

Glazing:  8 mm toughened glass, clear with Heat-Soak-Test  10 mm toughened glass, clear with Heat-Soak-Test  Special glass: \_\_\_\_\_

Type: (Attention: Inside view, other panel partitions available (max. of 6 panels in one direction possible))



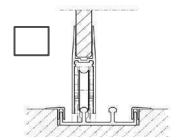
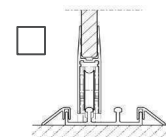
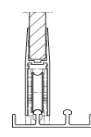
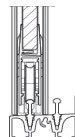
Bottom rail:  with optimally shortened running edges (Standard)  with continuous running edges

Mounting profile (E6-EV1):  without  with (only pos. with att. bottom rail, height incl. mounting pin in system color)

Rail extension:

right length L \_\_\_\_\_ mm  
 left length L \_\_\_\_\_ mm

Typ:   
 EV1






Outdoor use (2-6 tracks)

Indoor use (1-5 tracks)




Lateral wall connection:  without  Lateral frame  Brush gaskets at the panel

Gap gaskets:  Alu E6-EV1  Alu System colour  PVC transparent






**Handle left:**

- 
  \*
   \*
 Height of knob = \_\_\_\_\_ (indicate knob height from lower edge of panel profile)
- \* in system color






**Handle right:**

- 
  \*
   \*
 Height of knob = \_\_\_\_\_ (indicate knob height from lower edge of panel profile)
- \* in system color





**Locking left: (only with vertical frame!)**

- 
 
 
 with two-sided profile cylinder, keyed alike
- 
 with lock
  
 with two-sided profile cylinder
- fix locking
  with two-sided profile cylinder, keyed alike

**Locking right: (only with vertical frame!)**

- 
 
 
 with two-sided profile cylinder, keyed alike
- 
 with lock
  
 with two-sided profile cylinder
- fix locking
  with two-sided profile cylinder, keyed alike

**Locking center:**

- 
 
 with two-sided profile cylinder, keyed alike and counter box
- 
 
 with two-sided profile cylinder and counter box
- with two-sided profile cylinder, keyed alike and counter box

Please enclose floor plan resp. view sketch and remarks (please use inside view)