


**Griesser Premium Colors.
GriColors.**







GriColors




BiColor



VSR 901



VSR 904



VSR 130

GRICOLORS

The colors of our sun protection systems should reflect what you are looking for, influence the character of the architecture and create a personal ambience. These requirements continuously challenge our developers, planners and painters day after day. After all, there are virtually no limits to diversity. We have selected 100 color shades – GriColors – and grouped them into four collections, for which nature provided the model. Glass & Stone, Sun & Fire, Water & Moss and Earth & Wood are made up of unique colors.

BICOLOR – A NEW ACCENT FOR EXTERNAL VENETIAN BLINDS


BiColor coatings, with their outer surface adapted to suit the facade while the inner surface optimises solar shading through a light, neutral colour, are anything but impossible for our staff. We will produce louvres in your custom colour as of an order quantity of one louvred blind. Two-sided louvre coating in different colours using any of the 100 from the GriColors collection.

Our colour recommendations for functional buildings


Outside colour: as light as possible or white (with high degree of reflection) so that daylight is directed into the interior in open position. Interior colour: light grey (VSR 904) or medium grey (VSR 130) to avoid glare.

Our colour recommendations for residential buildings


BiColor is also recommended for façade colouring of residential buildings. Outside colour: any. Interior colour: white (VSR 901), light grey (VSR 904) or medium grey (VSR 130).



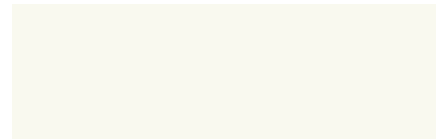
GriColors: Glass & Stone




NCS S 0502-B/VSR 010




NCS S 0502-Y/VSR 901



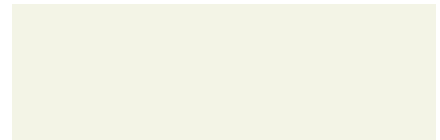
RAL 9010



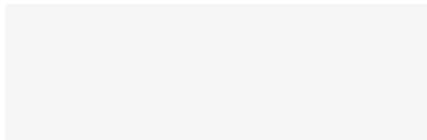
RAL 9003




NCS S 1005-Y20R




NCS S 1002-Y




RAL 9016




NCS S 1502-Y




NCS S 1500-N



NCS S 1502-G/VSR 904




RAL 7035




RAL 9006/VSR 140



NCS S 5500-N



NCS S 1005-B20G



NCS S 2502-G



RAL 9007/VSR 907



NCS S 3502-B



NCS S 3000-N/VSR 130



NCS S 7005-R80B



NCS S 4005-R80B



NCS S 4502-G



NCS S 7500-N



NCS S 5010-B10G



NCS S 3502-R




NCS S 8000-N



RAL 7016



NCS S 4000-N



NCS S 8502-B



GriColors: Sun & Fire



NCS S 1060-Y



NCS S 3560-Y80R/VSR 120



NCS S 1070-Y10R



RAL 3003



NCS S 1060-Y20R



NCS S 3060-R



NCS S 1080-Y20R/VSR 720



NCS S 3560-R/VSR 330



NCS S 2075-Y60R



NCS S 6020-R20B



NCS S 2070-Y70R



NCS S 2020-R10B



NCS S 4010-R30B



NCS S 3030-R



NCS S 3050-R40B



NCS S 2050-R10B



NCS S 4040-R50B



NCS S 3050-R10B



NCS S 5040-R40B



NCS S 4040-R



NCS S 4050-R20B



GriColors: Water & Moss



NCS S 2020-G90Y/VSR 909



NCS S 1040-G10Y



NCS S 2040-B70G



NCS S 3030-G30Y



NCS S 3060-G20Y



NCS S 3050-B80G



RAL 6001



NCS S 2010-B70G



NCS S 3060-B70G



NCS S 4550-G20Y



NCS S 3010-B70G



NCS S 2020-B70G



NCS S 5040-G40Y



NCS S 4020-B70G



NCS S 2040-B30G



NCS S 7020-B90G/VSR 220



NCS S 4050-B90G



NCS S 3040-B40G/VSR 908



NCS S 3060-B30G



NCS S 2060-R90B



NCS S 6030-R70B



NCS S 4050-B40G



RAL 5005



NCS S 8010-R90B



NCS S 5030-B50G



NCS S 4030-R90B/VSR 903



NCS S 3060-R90B



NCS S 7020-B50G



NCS S 4040-R90B



NCS S 3060-R80B



NCS S 3060-B



NCS S 4550-R90B



NCS S 4050-R80B



NCS S 5040-B/VSR 440



NCS S 6020-R80B



RAL 5002/VSR 906



GriColors: Earth & Wood



NCS S 1010-Y50R



NCS S 4040-Y30R



NCS S 8010-Y50R/VSR 071



NCS S 2010-Y30R/VSR 240



NCS S 5040-Y40R




NCS S 8010-Y90R



NCS S 4010-Y50R/VSR 110



NCS S 6020-Y50R




NCS S 8005-Y50R



NCS S 6010-Y50R



NCS S 7020-Y70R



NCS S 8502-R



NCS S 5010-G90Y



NCS S 6030-Y90R



VSR 780

TECHNICAL VALUES FOR EXTERNAL VENETIAN BLINDS

Curtain color

VSR 010/NCS S 0502-B
VSR 071/NCS S 8010-Y50R
VSR 110/NCS S 4010-Y50R
VSR 120/NCS S 3560-Y80R
VSR 130/NCS S 3000-N
VSR 140/RAL 9006
VSR 220/NCS S 7020-B90G
VSR 240/NCS S 2010-Y30R
VSR 330/NCS S 3560-R
VSR 440/NCS S 5040-B
VSR 720/NCS S 1080-Y20R
VSR 780
VSR 901/NCS S 0502-Y
VSR 903/NCS S 4030-R90B
VSR 904/NCS S 1502-G
VSR 906/NCS S 4350-R74B
VSR 907
VSR 908/NCS S 3040-B40G
VSR 909/NCS S 2020-G90Y

CONDITIONS/INFORMATION

External solar shading is not rear-ventilated.

Use $g\text{-tot}_{45^\circ}$ for slats which don't close.

The results should be regarded as reference values.

CURTAIN TIGHTLY CLOSED

T_e	R_e	T_v	R_v
0.00	0.73	0.00	0.83
0.00	0.09	0.00	0.07
0.00	0.31	0.00	0.31
0.00	0.19	0.00	0.11
0.00	0.39	0.00	0.46
0.00	0.55	0.00	0.54
0.00	0.25	0.00	0.07
0.00	0.59	0.00	0.57
0.00	0.36	0.00	0.08
0.00	0.26	0.00	0.10
0.00	0.54	0.00	0.48
0.00	0.23	0.00	0.20
0.00	0.75	0.00	0.84
0.00	0.37	0.00	0.21
0.00	0.55	0.00	0.63
0.00	0.32	0.00	0.07
0.00	0.34	0.00	0.32
0.00	0.30	0.00	0.26
0.00	0.51	0.00	0.54

GLASS + CURTAIN OUTSIDE

$g\text{-tot}_e$	$g\text{-tot}_{45^\circ}$
0.02	0.10
0.08	0.09
0.06	0.09
0.07	0.09
0.05	0.10
0.04	0.10
0.07	0.09
0.04	0.10
0.06	0.10
0.07	0.09
0.04	0.10
0.04	0.09
0.06	0.09
0.06	0.09
0.06	0.09
0.06	0.09
0.06	0.09
0.04	0.10

COLOR DEVIATIONS

Colors can never be reproduced exactly the same as a sample. The degree of reproducibility depends on a large number of factors, such as surface structure, sub-surface, coating process (wet/powder), angle of incidence of the light, brightness, differences in the two colors, etc. How much of a color deviation from a sample is allowable? And what must simply be tolerated? To answer these questions objectively, the maximum permissible color deviation, delta E (as per CIE Lab) per color range can be found in the chromaticity diagram.

RANGE

A, bright color*
A, medium bright color*
A, dark color*
B
C
D

* L-value

MAXIMUM PERMISSIBLE COLOR DEVIATION FROM SAMPLE

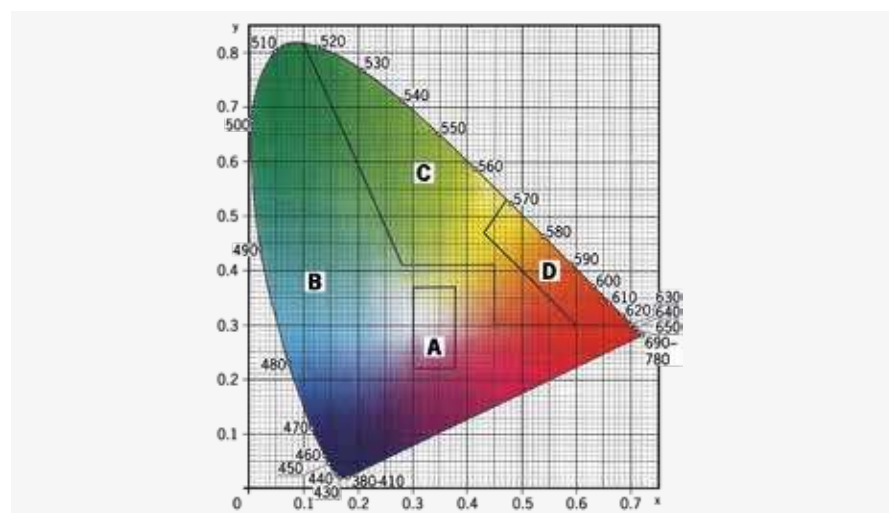
ΔE (as per CIE Lab)

$\leq 0,8$
$\leq 1,0$
$\leq 1,4$
$\leq 2,0$
$\leq 2,8$
$\leq 3,6$

KEY

T_e	= Solar transmittance
R_e	= Solar reflectance
T_v	= Light transmittance
R_v	= Light reflectance
$g\text{-tot}_e$	= total energy transmittance for "closed" external solar shading with glazing
$g\text{-tot}_{45^\circ}$	= $g\text{-total}$ at a slat position of 45°

calculation in accordance with EN 13363-1-A1, Reference glazing C in accordance with EN 14501, $g = 0.59$, $U = 1.20$ [W/m²K]





www.griessergroup.com

